



JANUARY 2023 UNHOUSED SURVEY

The City's Multi-agency Outreach Resource Engagement (MORE) team partnered with the Nevada Department of Transportation (NDOT) to collect information about unhoused people that live near the I-515/US 95 freeway in the Downtown Access Project (DAP) limits. The MORE team surveyed 76 individuals from January 18 through January 31, 2023. The team explained to the individuals that NDOT is studying some design options to reconstruct the freeway which may remove the existing bridges. Since these proposed design options may affect the residents and businesses near the freeway, NDOT wants to learn more about the unhoused people. The team assured the individuals that the survey results are completely anonymous. Each participant was thanked for their time to complete the survey with a \$10 gift card to 7-11. The time to complete one survey was typically less than 10 minutes.

SUMMARY OF FINDINGS

The busiest intersections of I-515/US 95 with local streets for day and night-time use are Maryland Parkway, 15th, 16th and 21st Streets. The unhoused people in these areas report long-term use of the underpasses. The underpasses provide a sense of safety and security and are conveniently located near popular services like meals, case management, physical healthcare, and showers/bathrooms.

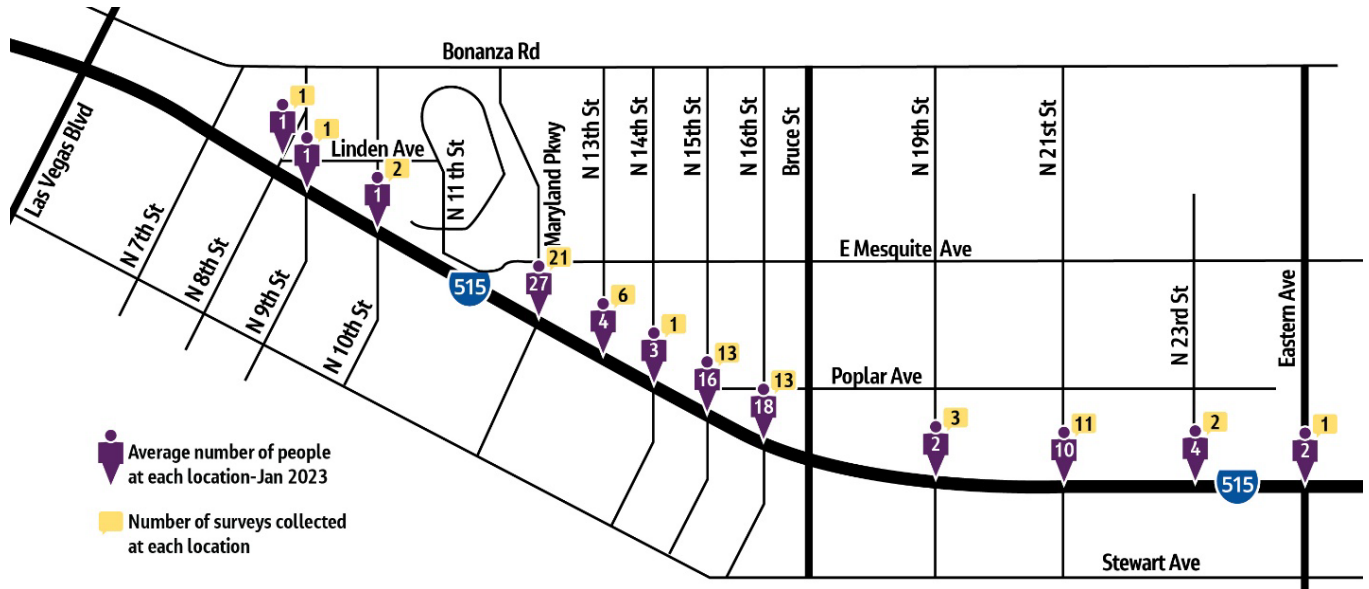
When asked where they would go if the current location was closed, many respondents indicated they would go somewhere nearby due to the proximity to services. There was also a high rate of reported rejection of any social services. In describing services that are desired but unavailable, the highest-ranking choice was housing services. Although not one of the multiple choices, another popular request was for IDs/identification replacement and SNAP/EBT (benefit) cards. This may be attributed to the frequent clearing of the areas.

The most frequented place they visit, three times more than any other place, are 7-11 stores. The next most popular place to visit is other kinds of stores and markets which, in general, are further from I-515/US 95. 63% of the respondents reported walking as their mode of transportation.

The demographics of the unhoused population in this area do not mirror the demographics in the study area. The overall minority population is lower amongst the unhoused than the study area (47% of the unhoused population compared to 55% for the study area), but this includes a large Black or African American population, which is also not reflective of this neighborhood. The respondents had a large percentage of reported disability (42% of those surveyed compared to the Census average of 18% for the study area).

FINDINGS

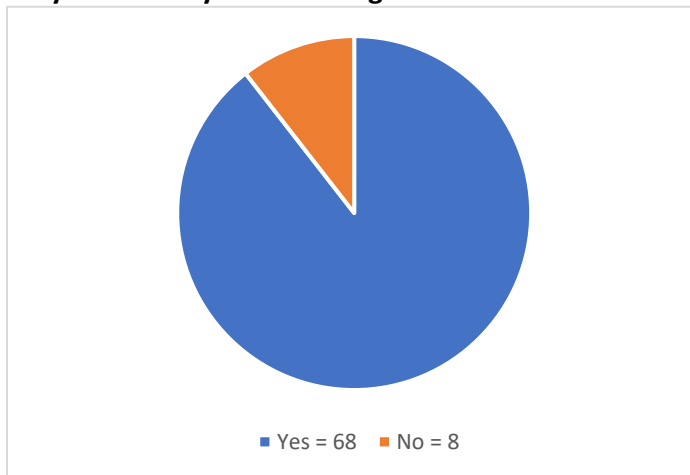
Number of surveys collected: 76



1. How long have you been spending your days here?

Answers ranged from 1 day to 15 years. The median or middle number of all the responses on duration was 4 months. Average duration was 623 days or 21 months.

2. Do you also stay here overnight?



3. (If yes to question 2): How long have you been sleeping here under the freeway?

Answers ranged from 1 day to 15 years. Median duration was 5 months. Average duration was 603 days or 20 months.

4. Where would you go if the space under the freeway were gone permanently and why? (fill in the blank)

- a. I don't know/nowhere to go – 18
- b. Move to another location close to this area including 11th St, 21st & Fremont, Bonanza & Bruce, 7-11, bakery, Mojave & Eastern – 12
- c. Next available vacant lot nearby – 9
- d. Move to a different area including Sahara, Arizona, SE Las Vegas, Flamingo & Maryland - 6
- e. Courtyard/Shelter – 6
- f. Catholic Charities – 4
- g. Friends – 4
- h. Into alleys – 3
- i. Next available freeway because it's safer – 3
- j. Move to an apartment/hotel – 2
- k. Other responses: by the palm trees in a tent, just because; a park because it's safer, rich neighborhoods, walk around, Westcare

5. Where do you typically sleep when you spend your day here under the freeway? (fill in the blank)

- a. Stays in area (including sidewalk, under the freeway, few blocks away) – 24
- b. Stays here/same place – 9
- c. A tent - 5
- d. In alley ways – 4
- e. Out in the elements, "dirt area" – 3
- f. The Courtyard – 3
- g. Catholic Charities - 2
- h. Other responses: Harry Reid Senior Apts, friends, 7-11 or bakery, where I feel safe, hospital, hotel, Salvation Army, car, couch hopping, Boulder Highway, on the strip near Sahara, a park or Fremont, nowhere

6. Why do you choose to stay in this space? (multiple choice)

- a. Sense of Safety – 29
- b. Convenient Location - 21
- c. Friends/family -12
- d. Close to needed services - 10
- e. Shade - 3
- f. Home - 2
- g. Other responses: dependent on someone else, get to sleep later

7. Are there services you are currently accessing? (multiple choice)

- a. Meals - 10
- b. Case Management Services - 8
- c. Physical Healthcare - 6
- d. Showers/Bathrooms - 5
- e. Housing Services - 4
- f. Medication Management - 1
- g. Mental Healthcare - 0
- h. Legal Services - 0
- i. Banking Services/Check Cashing - 0

- j. Other responses:
 - i. "None"-21
 - ii. SNAP/EBT-5
 - iii. Parents house - 1
 - iv. Community Resource & Referral Center (VA Homeless Program)-1
 - v. people bring food - 1
 - vi. Social Security-1
 - vii. CLV MORE Outreach Team-1
 - viii. Feel safe around others - 1
 - ix. School - 1

8. If yes (to question 7), where are the places you go? (fill in the blank)

- a. None, doesn't go, stays here – 16
- b. DWSS/Welfare Office/Social Security Office – 10
- c. Local church – 9
- d. The Courtyard - 9
- e. Catholic Charities – 6
- f. Rescue Mission - 4
- g. Westcare - 3
- h. CLV MORE Outreach Team -2
- i. Salvation Army - 2
- j. Other responses: library, Sierra Vista, Salvation Army, Rescue Mission, people that come by the bridge give food, free clinic, parents house, down the street (from 13th) for meals, people drop off food, stores, CRRC

9. Are there services you need that you are unable to access? (multiple choice)

- a. Housing Services - 25
- b. Showers/Bathrooms - 9
- c. Meals - 4
- d. Physical Healthcare - 4
- e. Mental Healthcare - 4
- f. Case Management Services - 4
- g. Banking Services/Check Cashing - 3
- h. Medication Management - 2
- i. Legal Services
- j. Other, fill-in:
 - i. No/None/Not interested/Didn't know – 17
 - ii. IDs and paperwork - 3
 - iii. DMV-1
 - iv. Clothing - 1
 - v. Stability – 1
 - vi. Social Security – 1
 - vii. wants to be homeless – 1

10. What additional services could be offered to assist you in shifting away from your homeless circumstance? (fill in the blank)

- a. Housing – 24
- b. None/nothing/didn't know – 15
- c. Money, improved social security benefits, job help, income - 10
- d. ID, easier access to ID recovery, all documentation - 9

- e. Medical care – 2
- f. Showers – 2
- g. Transportation – 2
- h. Veteran services - 2
- i. Other responses: shelter closer, legal assistance, switching insurance, pregnancy support, better environment, more programs to help people

DEMOGRAPHIC QUESTIONS

11. How old are you?

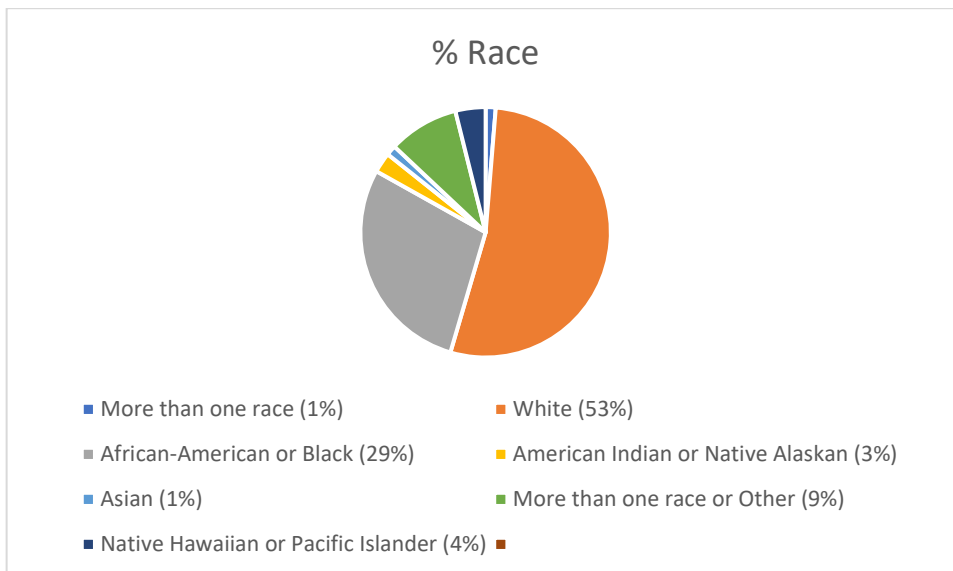
	Under 18	1
	18-24	4
	25-64	67
	65+	5



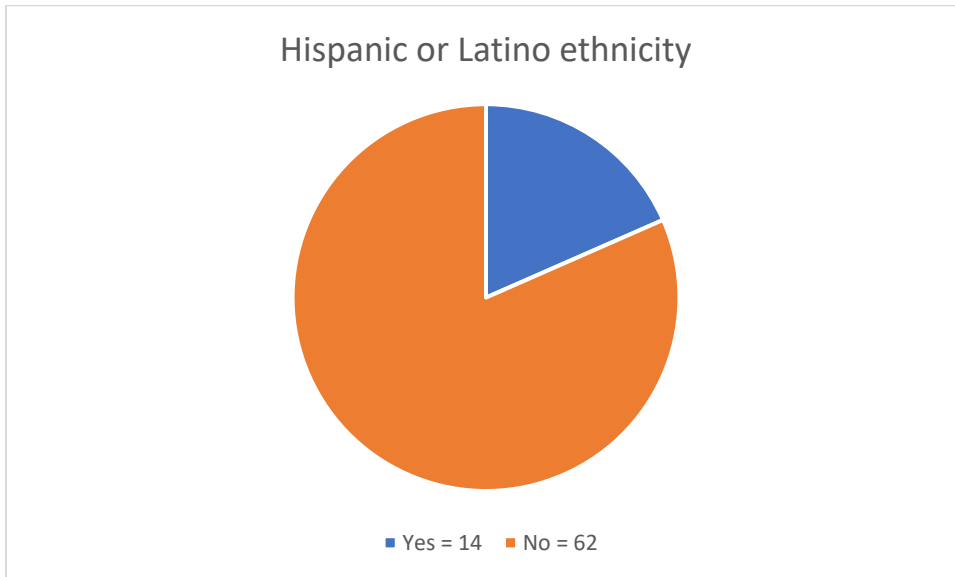
12. Including yourself, how many adults and children are staying with you overnight?

Answers ranged from 0 to 6 with an average of 1.25 and a median of 1.00.

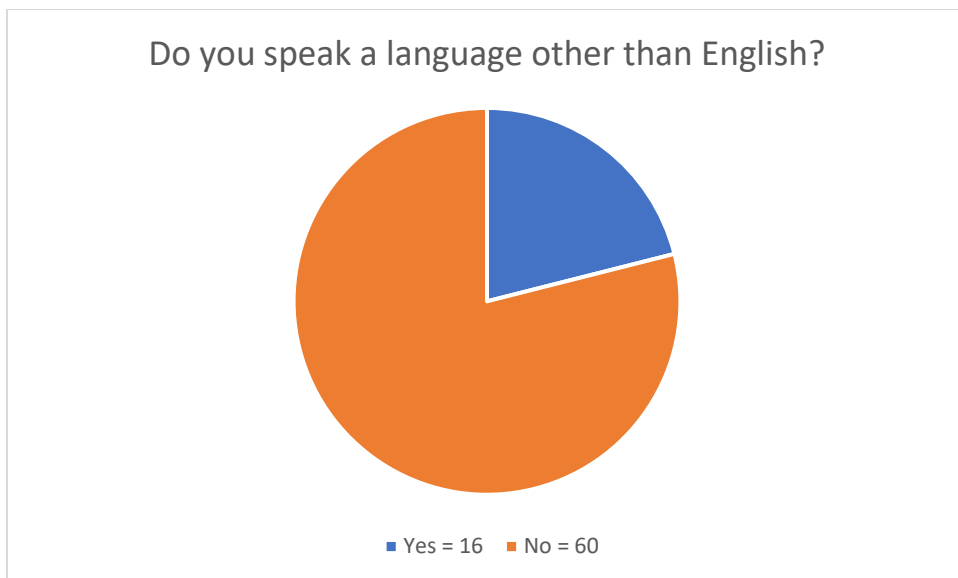
13. How do you identify your race?



14. Do you identify as Hispanic or Latino ethnicity?



15. Do you speak a language other than English when talking to friends or family?



16. If Yes (to question 15), what language do you speak?

Spanish - 11

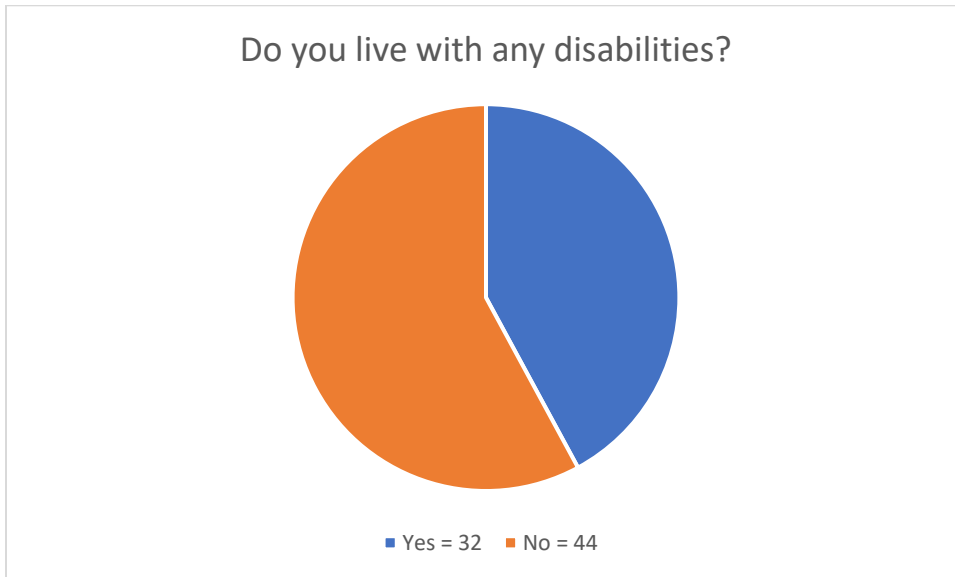
Tagalog - 2

German - 1

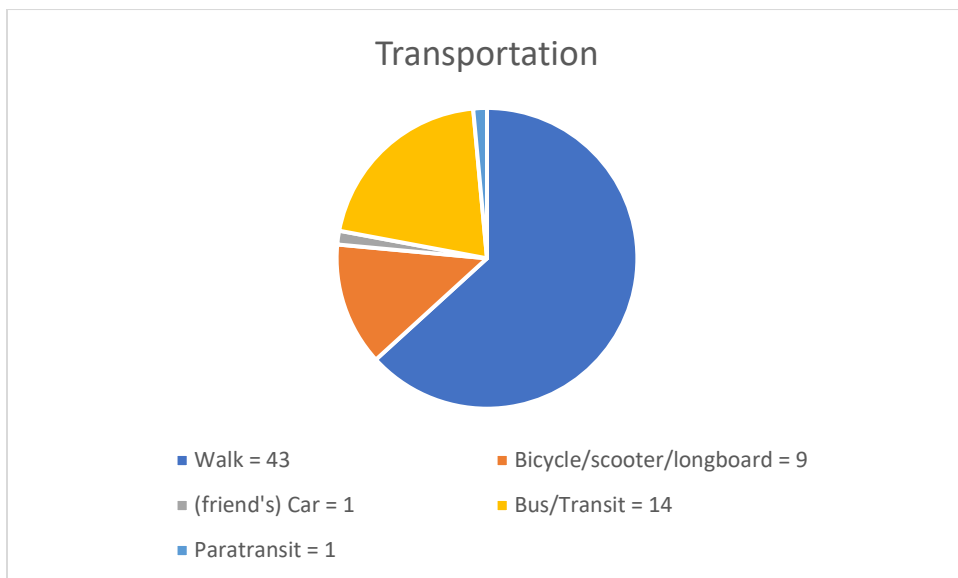
"Dutch and French" - 1

"Chinese, Japanese and Italian"- 1

17. Do you live with any disabilities?



18. How do you travel to appointments or work? (shown as number of responses)



19. Where do you visit on a regular basis within this neighborhood?

- 7-11 store – 31
- Stores – 12
- churches – 6
- friends – 5
- library - 5
- Westcare – 3
- Catholic Charities - 2
- Fremont Street - 4